

Warriors Versus Worriers: The Role of COMT Gene Variants

By Dan J. Stein, MD, PhD, Timothy K. Newman, PhD,
Jonathan Savitz, PhD, and Rajkumar Ramesar, PhD

ABSTRACT

Behavioral phenotypes are generally complex, reflecting the action of multiple different genes. Nevertheless, there is growing evidence that key gene variants can alter activity within specific neuronal circuits and, therefore, influence particular cognitive-affective phenomena. One example is the catechol-O-methyltransferase (COMT) gene, which has a common variant at codon 158. Those with valine (Val¹⁵⁸) alleles have increased greater COMT activity and lower prefrontal extracellular dopamine compared with those with the methionine (Met¹⁵⁸) substitution. Val¹⁵⁸ alleles may be associated with an advantage in the processing of aversive stimuli (warrior strategy), while Met¹⁵⁸ alleles may be associated with an advantage in memory and attention tasks (worrier strategy). Under conditions of increased dopamine release (eg, stress), individuals with Val¹⁵⁸ alleles may have improved dopaminergic transmission and better performance, while individuals with Met¹⁵⁸ alleles may have less efficient neurotransmission and worse performance. Some evidence suggests that Val¹⁵⁸ alleles are associated with schizophrenia, while Met¹⁵⁸ alleles are associated with anxiety.

CASE REPORT

Jolene was discussing her fraternal twin sons with her primary care physician. It was amazing how different they were. Jason loved to be outside, excelled at downhill skating, and looked forward to anything that involved thrills and spills (martial arts, roller coasters, etc.). John, on the other hand, loved reading, was superb at chess, and tried to avoid anything that involved possible injury (martial arts, roller coasters, etc.). She was quite sure that her sons had differed from birth; although she had provided them with the same home, they had developed different likes and different skills. She found it necessary to respond to them in entirely different ways in order to prevent the various excesses that each was prone to and to bring out the best in them.

COGNITIVE-AFFECTIVE NEUROSCIENCE

Neuroanatomy/Neurochemistry

Frontolimbic circuits play a key role in the regulation of human cognitions, affects, and behaviors. A growing database of studies suggests that poorly regulated impulses may reflect decreased frontal control and increased limbic drive.^{1,2} There is preliminary evidence that overly regulated impulse control may be characterized by contrasting regional abnormalities.^{3,4} Frontolimbic circuits are controlled by multiple genes, and several neurotransmitters, including catecholamines (eg, dopamine) and indoleam-

Dr. Stein is professor and chair of the department of mental health and psychiatry at the University of Cape Town in South Africa, and is also on faculty at Mount Sinai School of Medicine in New York City. Dr. Newman is principal research officer in the department of mental health and psychiatry at the University of Cape Town. Dr. Savitz is postdoctoral fellow at the Brain-Behaviour Initiative at the University of Cape Town. Dr. Ramesar is professor and chair of the department of medical genetics at the University of Cape Town.

Disclosures: Dr. Stein has received grant support/honoraria from AstraZeneca, Eli Lilly, GlaxoSmithKline, Lundbeck A/S, Orion, Pfizer, Pharmacia, Roche, Servier, Solvay, Sumitomo, and Wyeth. Drs. Newman, Savitz, and Ramesar do not have an affiliation with or financial interest in any organization that might pose a conflict of interest.

Funding/Support: Drs. Stein and Ramesar receive support from the Medical Research Council of South Africa.

Authors' note: This case is based on an amalgam of the authors' experience.

ines (eg, serotonin), may contribute to the mechanisms that underpin the regulation of cognition, affect, and behavior.

The catechol-O-methyltransferase (COMT) enzyme plays a particularly crucial role in regulation of prefrontal dopamine; there is a relative scarcity of dopamine transporters in this region. A common functional variant in the COMT gene involves substitution of valine (Val¹⁵⁸) by methionine (Met¹⁵⁸) at codon 158. Those with Val¹⁵⁸ alleles have greater enzyme activity, reduced extracellular dopamine, and weaker prefrontal neuronal activation (Figure 1).⁵ Val¹⁵⁸ carriers have compensatory prefrontal hyperactivation and worse performance on memory^{6,7} and attention^{8,9} tasks, but Met¹⁵⁸ carriers have increased limbic activation and more pain in response to unpleasant stimuli (Figure 2).^{10,11}

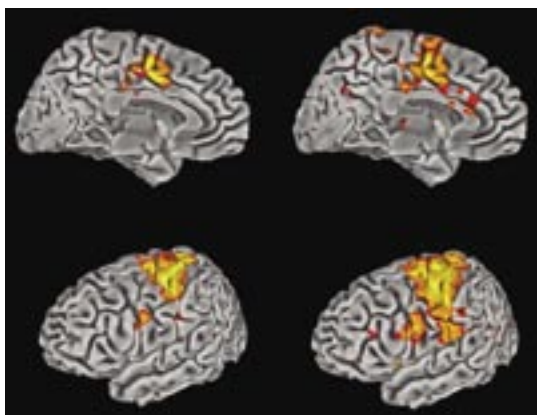
Research continues to be done on the relationship between COMT genotype and brain function and structure in healthy subjects and in psychopathology.¹²⁻¹⁶ These initial findings suggest that Val¹⁵⁸ alleles are associated with an advantage in processing aversive stimuli

(where rapid disengagement of cortical circuits is optimal), while Met¹⁵⁸ substitutions are associated with an advantage in memory and attention tasks (where information is held in working memory).¹⁷⁻¹⁹ Consistent with these findings, Val¹⁵⁸ alleles may confer protection against anxiety and pain susceptibility,^{20,21} while Met¹⁵⁸ alleles may confer protection against schizophrenia⁶ (although the data remain controversial).^{22,23}

Under conditions of increased dopamine release (eg, stress), individuals with Val¹⁵⁸ alleles presumably have a beneficial increase in extracellular dopamine, and so improved performance on working memory.²⁴ In contrast, individuals

FIGURE 1.

A weaker and less extended BOLD response is seen during a visual oddball task in Val¹⁵⁸ carriers (left) than in homozygous Met¹⁵⁸ carriers (right) in the area of the supplementary motor cortex extending into the anterior cingulate cortex, dorso-lateral PFC, and parietal cortex⁵



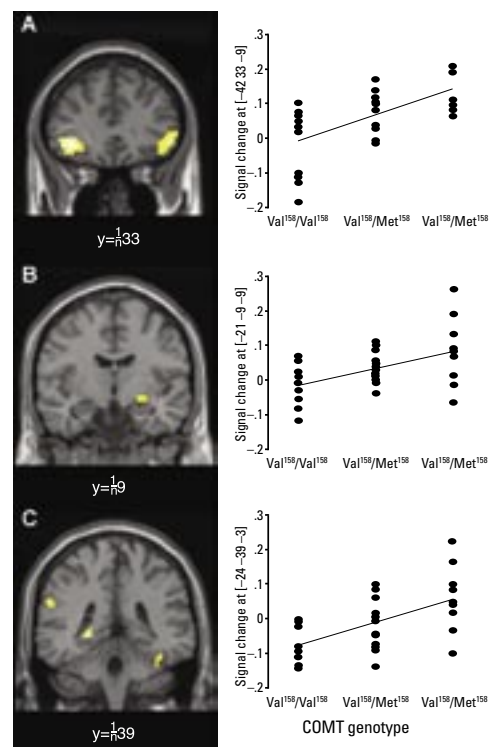
Reprinted from *Neuroimage*, Winterer G, Musso F, Vucurevic G, et al, COMT genotype predicts BOLD signal and noise characteristics in prefrontal circuits, 2006 Jul 31; [Epub ahead of print], Copyright (2006), with permission from Elsevier.

BOLD=blood-oxygen level dependent; Val¹⁵⁸=valine; Met¹⁵⁸=methionine; PFC=prefrontal cortex.

Stein DJ, Newman TK, Savitz J, Ramesar R. *CNS Spectr*. Vol 11, No 10. 2006.

FIGURE 2.

On exposure to unpleasant visual stimuli, there is a positive correlation between the number of Met¹⁵⁸ alleles and the BOLD fMRI response (A) in ventrolateral PFC, (B) right amygdala, and (C) left dorsal hippocampus¹¹



Reprinted from *J Neurosci*. Smolka MN, Schumann G, Wrase J, et al. Catechol-O-methyltransferase val158met genotype affects processing of emotional stimuli in the amygdala and prefrontal cortex. *J Neurosci*. 2005;25:836-842, Copyright (2005), with permission from the Society for Neuroscience.

Met¹⁵⁸=methionine; BOLD=blood-oxygen level dependent; fMRI=functional magnetic resonance imaging PFC=prefrontal cortex; Val¹⁵⁸=valine; COMT=catechol-O-methyltransferase.

Stein DJ, Newman TK, Savitz J, Ramesar R. *CNS Spectr*. Vol 11, No 10. 2006.

with Met¹⁵⁸ alleles may not be able to improve the efficiency of dopaminergic neurotransmission, and indeed may have decreased performance on working memory.²⁴ These data have been modeled using an inverted-U graph, which helps explain why a rightward shift in dopamine signaling is useful in Val¹⁵⁸ carriers but not in Met¹⁵⁸ carriers (Figure 3).²⁴

Gene/Environment

There is growing data on other polymorphisms in COMT which affect its activity. In addition, gene X environment interactions may act to affect function. For example, Val¹⁵⁸ carriers show increased risk for developing schizophreniform disorder and psychotic symptoms if they have used cannabis during adolescence.²⁵ A recent study of monozygotic twins²⁶ found that there was considerable variation in the concordance of methylation of sites in the COMT gene. This epigenetic variation may reflect differences in environment, and may help explain differences in susceptibility to psychopathology in monozygotic twins.

Evolutionary Approaches

Speculatively, COMT gene variants have particular evolutionary advantages. Val¹⁵⁸ alleles

may be particularly useful in threatening environments where maximal performance is required despite threat and pain (a warrior strategy). Met¹⁵⁸ alleles appear to have evolved more recently and may be particularly useful in complex environments where maximal performance is required on tasks of memory and attention (a worrier strategy). The persistence of both variants may reflect the possibility that both warrior and worrier strategies can potentially be advantageous, depending on the circumstances.

CLINICAL IMPLICATIONS

DSM-IV-TR Diagnosis

A major criticism of current psychiatric nosological schemas is that they are not based on psychobiological mechanisms, so that such mechanisms are likely to cut across different diagnostic categories.²⁷ In this view, a more parsimonious approach would focus on different pathogenic mechanisms. At the same time, an approach that highlights variations in single genes will undoubtedly be unwieldy in the clinic. Hopefully, in the future, a balance between these extremes will be found, with the development of a psychobiologically based phenomenology that retains clinical utility.

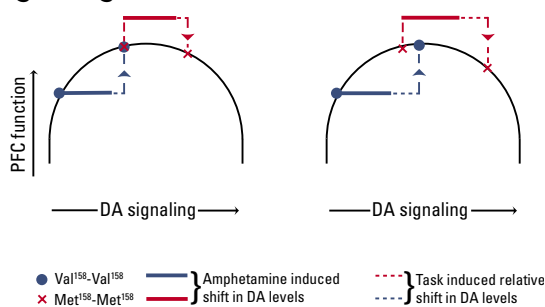
Assessment/Evaluation

Impulsive and anxious symptoms and disorders can be assessed using a range of structured diagnostic instruments and symptom measures. The development of functional brain imaging has given rise to a range of cognitive-affective paradigms for use in research studies of control of impulses and regulation of emotions. In further research, we can expect increased use of genotyping of relevant candidate genes involved in impulse control and emotional regulation in the clinical setting. At present, however, genotyping of COMT variants is primarily a research tool.

Pharmacotherapy/Psychotherapy

There is evidence that COMT variants may play a role in predicting response to pharmacotherapy. COMT inhibitors may improve cognition in animals and in human Val¹⁵⁸ carriers, but worsen cognition in Met¹⁵⁸ carriers.¹⁹ Preliminary research on such associations emerges from studies of a range of medications in a number of different indications.²⁸⁻³³ Nevertheless, the prediction of treatment response to medication

FIGURE 3.
Theoretical model to describe the effects of COMT genotype, working memory load, and amphetamine on PFC dopamine signaling and function*²⁴



* At baseline, Val¹⁵⁸ carriers (with greater COMT activity, less dopamine, and worse prefrontal function) are found on the up slope of the normal range, whereas Met¹⁵⁸ carriers are found at the peak. In Val¹⁵⁸ carriers, amphetamine improves DA signaling and prefrontal function, but in Met¹⁵⁸ carriers DA shifts onto the down slope of the inverted-U curve²⁶

Reprinted from Mattay VS, Goldberg TE, Fera F, et al. Catechol O-methyltransferase val158-met genotype and individual variation in the brain response to amphetamine. *Proc Natl Acad Sci U S A*. 2003;100:6186-6191. Copyright (2003) National Academy of Sciences, U.S.A.

COMT=catechol-O-methyltransferase; PFC=prefrontal cortex; DA=dopamine; Val¹⁵⁸=valine; Met¹⁵⁸=methionine.

Stein DJ, Newman TK, Savitz J, Ramesar R. *CNS Spectr*. Vol 11, No 10. 2006.

is necessarily complex and needs to take into account a range of factors, including gene-gene interactions.^{34,35} Thus, a good deal of additional work is needed before data on COMT genotyping in relationship to pharmacotherapy response has clear clinical utility.

CONCLUSION

Individual differences are not confined to superficial appearances; they more likely reflect crucial differences in underlying genes, circuits, and cognitive-affective function. Given the complexity of human behavior, one cannot expect that any gene variant is likely to explain a great deal of variance in phenotypes and the underlying mechanisms that contribute to explaining these phenotypes (endophenotypes). Nevertheless, when it comes to contrasting warriors with worriers, a growing set of studies suggests that specific variants in the COMT gene may play a crucial role in the embodiment of this distinction.

ADDENDUM

We are indebted to David Goldman, MD, for the phrase “warriors versus worriers” in relation to studies of COMT. This contrast has also been used by several authors in the scientific literature,^{36,37} and can be found even earlier in the non-scientific literature. **CNS**

REFERENCES

1. Stein DJ, Moeller FG. The man who turned bad. *CNS Spectr*. 2005;10:88-90.
2. Chambers RA, Taylor JR, Potenza MN. Developmental neurocircuitry of motivation in adolescence: a critical period of addiction vulnerability. *Am J Psychiatry*. 2003;160:1041-1052.
3. Stein DJ, Hollander E. Impulsive aggression and obsessive-compulsive disorder. *Psychiatr Ann*. 1993;23:389-395.
4. Stein DJ. Neurobiology of the obsessive-compulsive spectrum disorders. *Biol Psychiatry*. 2000;47:296-304.
5. Winterer G, Musso F, Vucurevic G, et al. COMT genotype predicts BOLD signal and noise characteristics in prefrontal circuits. *Neuroimage*. 2006 Jul 31; [Epub ahead of print].
6. Egan MF, Goldberg TE, Kolachana BS, et al. Effect of COMT Val108/158 Met genotype on frontal lobe function and risk for schizophrenia. *Proc Natl Acad Sci U S A*. 2001;98:6917-6922.
7. Goldberg TE, Egan MF, Gscheidle T, et al. Executive subprocesses in working memory: relationship to catechol-O-methyltransferase Val158Met genotype and schizophrenia. *Arch Gen Psychiatry*. 2003;60:889-896.
8. Blasi G, Mattay VS, Bertolino A, et al. Effect of catechol-O-methyltransferase val158met genotype on attentional control. *J Neurosci*. 2005;25:5038-5045.
9. Bishop SJ, Cohen JD, Fossella J, et al. COMT genotype influences prefrontal response to emotional distraction. *Cogn Affect Behav Neurosci*. 2006;6:62-70.
10. Zubieta JK, Heitzeg MM, Smith YR, et al. COMT val158met genotype affects mu-opioid neurotransmitter responses to a pain stressor. *Science*. 2003;299:1240-1243.
11. Smolka MN, Schumann G, Wrase J, et al. Catechol-O-methyltransferase val158met genotype affects processing of emotional stimuli in the amygdala and prefrontal

cortex. *J Neurosci*. 2005;25:836-842.

12. Kates WR, Antshel KM, Abdulsabur N, et al. A gender-moderated effect of a functional COMT polymorphism on prefrontal brain morphology and function in velo-cardio-facial syndrome (22q11.2 deletion syndrome). *Am J Med Genet B Neuropsychiatr Genet*. 2006;141:274-280.
13. Zinkstok J, Schmitz N, van Amelsvoort T, et al. The COMT val(158)met polymorphism and brain morphometry in healthy young adults. *Neurosci Lett*. 2006;405:34-39.
14. Meyer-Lindenberg A, Kohn PD, Kolachana B, et al. Midbrain dopamine and prefrontal function in humans: interaction and modulation by COMT genotype. *Nat Neurosci*. 2005;8:594-596.
15. Bilder RM, Volavka J, Czobor P, et al. Neurocognitive correlates of the COMT Val(158)Met polymorphism in chronic schizophrenia. *Biol Psychiatry*. 2002;52:701-707.
16. Malhotra AK, Kestler LJ, Mazzanti C, et al. A functional polymorphism in the COMT gene and performance on a test of prefrontal cognition. *Am J Psychiatry*. 2002;159:652-654.
17. Heinz A, Smolka MN. The effects of catechol O-methyltransferase genotype on brain activation elicited by affective stimuli and cognitive tasks. *Rev Neurosci*. 2006;17:359-367.
18. Xu K, Ernst M, Goldman D. Imaging genomics applied to anxiety, stress response, and resiliency. *Neuroinformatics*. 2006;4:51-64.
19. Tunbridge EM, Harrison PJ, Weinberger DR. Catechol-o-Methyltransferase, cognition, and psychosis: Val158Met and beyond. *Biol Psychiatry*. 2006;60:141-151.
20. Olsson CA, Anney RJ, Lottfi-Miri M, et al. Association between the COMT Val158Met polymorphism and propensity to anxiety in an Australian population-based longitudinal study of adolescent health. *Psychiatr Genet*. 2005;15:109-115.
21. Diatchenko L, Slade GD, Nackley AG, et al. Genetic basis for individual variations in pain perception and the development of a chronic pain condition. *Hum Mol Genet*. 2005;14:135-143.
22. McGrath M, Kawachi I, Ascherio A, et al. Association between catechol-O-methyltransferase and phobic anxiety. *Am J Psychiatry*. 2004;161:1703-1705.
23. Munafo MR, Bowes L, Clark TG, et al. Lack of association of the COMT (Val158/108 Met) gene and schizophrenia: a meta-analysis of case-control studies. *Mol Psychiatry*. 2005;10:765-770.
24. Mattay VS, Goldberg TE, Fera F, et al. Catechol O-methyltransferase val158-met genotype and individual variation in the brain response to amphetamine. *Proc Natl Acad Sci U S A*. 2003;100:6186-6191.
25. Caspi A, Moffitt TE, Cannon M, et al. Moderation of the effect of adolescent-onset cannabis use on adult psychosis by a functional polymorphism in the catechol-O-methyltransferase gene: longitudinal evidence of a gene X environment interaction. *Biol Psychiatry*. 2005;57:1117-1127.
26. Mill J, Dempster E, Caspi A, et al. Evidence for monozygotic twin (MZ) discordance in methylation level at two CpG sites in the promoter region of the catechol-O-methyltransferase (COMT) gene. *Am J Med Genet B Neuropsychiatr Genet*. 2006;141:421-425.
27. van Praag HM, Asnis GM, Kahn RS, et al. Monoamines and abnormal behaviour. A multi-aminergic perspective. *Br J Psychiatry*. 1990;157:723-734.
28. Weickert TW, Goldberg TE, Mishara A, et al. Catechol-O-methyltransferase val108/158met genotype predicts working memory response to antipsychotic medications. *Biol Psychiatry*. 2004;56:677-682.
29. Arias B, Serretti A, Lorenzi C, et al. Analysis of COMT gene (Val 158 Met polymorphism) in the clinical response to SSRIs in depressive patients of European origin. *J Affect Disord*. 2006;90:251-256.
30. Bertolino A, Caforio G, Blasi G, et al. Interaction of COMT (Val(108/158)Met) genotype and olanzapine treatment on prefrontal cortical function in patients with schizophrenia. *Am J Psychiatry*. 2004;161:1798-1805.
31. Lee MS, Kim HS, Cho EK, et al. COMT genotype and effectiveness of entacapone in patients with fluctuating Parkinson's disease. *Neurology*. 2002;58:564-567.
32. Yamanouchi Y, Iwata N, Suzuki T, et al. Effect of DRD2, 5-HT2A, and COMT genes on antipsychotic response to risperidone. *Pharmacogenomics J*. 2003;3:356-361.
33. Raskvåg TT, Klepstad P, Baar C, et al. The Val158Met polymorphism of the human catechol-O-methyltransferase (COMT) gene may influence morphine requirements in cancer pain patients. *Pain*. 2005;116:73-78.
34. Craddock N, Owen MJ, O'Donovan MC. The catechol-O-methyl transferase (COMT) gene as a candidate for psychiatric phenotypes: evidence and lessons. *Mol Psychiatry*. 2006;11:446-458.
35. De Luca V, Tharmalingam S, Sicard T, Kennedy JL. Gene-gene interaction between MAOA and COMT in suicidal behavior. *Neurosci Lett*. 2005;383:151-154.
36. Zahn-Waxler C. Warriors and worriers: gender and psychopathology. *Dev Psychopathol*. 1993;5:79-89.
37. Brook JS, Whiteman M, Cohen P. Warriors and worriers: a longitudinal study of gender differences in drug use. *NIDA Research Monographs*. 2000;271-284.